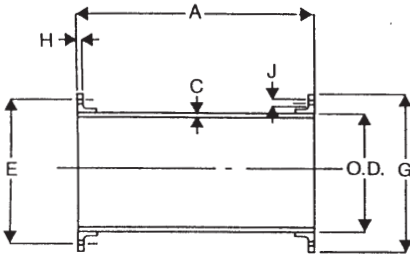
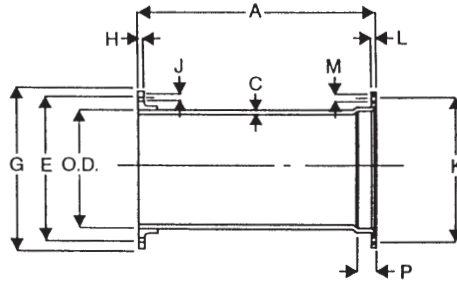


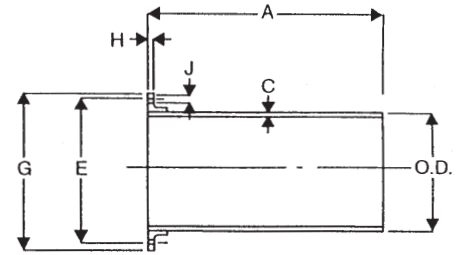
FABRICATED FLANGE PIPES



FLG. x FLG.



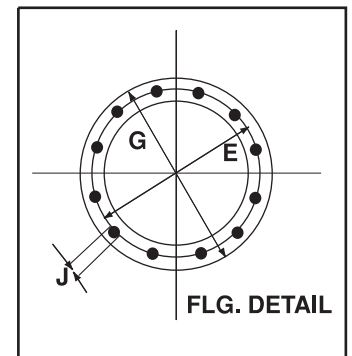
FLG. x M.J.



FLG. x P.E.

SIZE	A	B	C	O.D.		E	G	H		NO. OF FLG'D BOLT HOLES	J	K		L		NO. OF M.J. BOLT HOLES	M		P
				MIN.	MAX.			MIN.	MAX.			MIN.	MAX.	MIN.	MAX.				
3	•	•	0.31	3.90	4.02	6.00	7.50	0.63	0.87	4	0.75	6.13	6.25	0.88	0.94	4	0.75	0.81	2.50
4	A	A	0.32	4.74	4.86	7.50	9.00	0.82	1.06	8	0.75	7.44	7.56	0.94	1.00	4	0.875	0.935	2.50
6	S	S	0.34	6.84	6.96	9.50	11.00	0.88	1.12	8	0.875	9.44	9.56	1.00	1.06	6	0.875	0.935	2.50
8	•	•	0.36	8.99	9.11	11.75	13.50	1.00	1.24	8	0.875	11.69	11.81	1.04	1.12	6	0.875	0.935	2.50
10	•	•	0.38	11.04	11.16	14.25	16.00	1.07	1.31	12	1.00	13.94	14.06	1.11	1.19	8	0.875	0.935	2.50
12	R	R	0.40	13.14	13.26	17.00	19.00	1.13	1.37	12	1.00	16.19	16.31	1.17	1.25	8	0.875	0.935	2.50
14	E	E	0.42	15.22	15.35	18.75	21.00	1.19	1.57	12	1.125	18.69	18.81	1.19	1.31	10	0.875	0.935	3.50
16	Q	Q	0.43	17.32	17.45	21.25	23.50	1.25	1.63	16	1.125	20.94	21.06	1.26	1.38	12	0.875	0.935	3.50
18	U	U	0.44	19.42	19.55	22.75	25.00	1.37	1.75	16	1.25	23.19	23.31	1.32	1.44	12	0.875	0.935	3.50
20	I	I	0.45	21.52	21.65	25.00	27.50	1.50	1.88	20	1.25	25.44	25.56	1.38	1.50	14	0.875	0.935	3.50
24	R	R	0.47	25.72	25.85	29.50	32.00	1.69	2.07	20	1.375	29.94	30.06	1.50	1.62	16	0.875	0.935	3.50
30	E	E	0.51	31.94	32.08	36.00	38.75	1.87	2.37	28	1.375	36.82	36.94	1.69	1.81	20	1.125	1.185	4.00
36	D	D	0.58	38.24	38.38	42.75	46.00	2.13	2.63	32	1.625	43.69	43.81	1.88	2.00	24	1.125	1.185	4.00
42	•	•	0.65	44.44	44.58	49.50	53.00	2.37	2.87	36	1.625	50.56	50.68	1.88	2.00	28	1.375	1.435	4.00
48	•	•	0.72	50.74	50.88	56.00	59.50	2.50	3.00	44	1.625	57.44	57.56	1.88	2.00	32	1.375	1.435	4.00
54	•	•	0.81	57.40	57.64	62.75	62.75	2.75	3.25	44	1.875	N/A	N/A	N/A	N/A	N/A	N/A	N/A	N/A

1. Tolerance on length of FLG. x FLG. and FLG. x M.J. pipe shall be $\pm 0.125"$.
2. Tolerance on length of FLG. x P.E. shall be $\pm 0.25"$.
3. Above material shall meet all applicable sections of ANSI A21.10, A21.15, A21.51, B2.1, B16.1/ AWWA, C110, C115, C150, C151, and all revisions thereto.
4. Flanged pipe shall be ductile iron pipe with ductile iron flanges threaded on.
5. Linings, if required, shall be in accordance with ANSI A21.4
6. The mechanical joint bell for 30" & 36" sizes of ductile iron pipe have thicknesses different from those shown in ANSI A21.11, which are based on gray iron pipe. These reduced thicknesses provide a lighter-weight bell which is compatible with the wall thickness of ductile iron pipe.
7. Submitted material only. Consult engineer for application.
8. 250 lb. faced and drilled flanges available upon request.



CERTIFICATE OF COMPLIANCE TO STANDARDS

Fast Fabricators' pipe and fittings are manufactured to the following standards:

The flanged pipe is manufactured with class 53 pipe in accordance with ANSI A21.15/ AWWA C115 and drilled to meet ANSI B 16.1 Standard. Heavier classes available.

The pipe is manufactured in accordance with all applicable requirements of ANSI A12.51 and AWWA C151 Standards.

The pipe groove depth dimension is manufactured in accordance with all applicable requirements of ANSI/AWWA C606. Rigid groove is standard. Flex groove is available.

The pipe and fitting cement lining is manufactured in accordance with the requirements of ANSI A21.4/AWWA C104. Standard or double thickness as required.

The exterior of the underground pipe will be coated with asphalt tar in accordance with ANSI A21.51/AWWA C151.

All coating and lining for exterior piping, and all lining for interior piping, is certified to be in compliance with NSF 61 for potable water. Conforms to ANSI A21.4/AWWA C104.

All flange fittings are manufactured in accordance with ANSI A21.10/AWWA C110 and are drilled to meet ANSI B16.1 Standard.

All flanged fittings and flanged pipe will be coated with a primer if required, compatible with the top coat specified in the contract documents conforms to ANSI A21.4/AWWA C104.

All underground fittings will be manufactured in accordance with ANSI A21.53/AWWA C153. and cement lined in accordance with ANSI A21.4/AWWA C104.



Fabricators, Inc.

A red ink signature of Sean Sullivan, President of Fast Fabricators, Inc., is shown above a white rectangular box containing his name and title.

Sean Sullivan, President
Fast Fabricators, Inc.

Corporate Office: Fast Fabricators, 126 W. Dudley Town Rd., Bloomfield, CT 06002